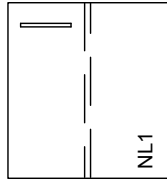


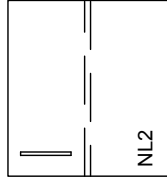
## Under Bench Units For 750 mm High Benches

425 mm high x 465 mm wide  
450 mm deep for 600 mm wide benches  
520 mm deep for 750 mm wide benches



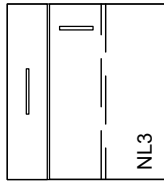
NL1

Cupboard Unit With Adjustable Shelf



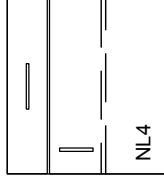
NL2

Cupboard Unit With Adjustable Shelf



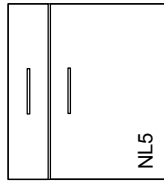
NL3

Cupboard And Single Drawer Unit



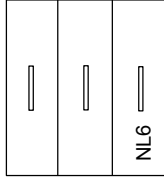
NL4

Cupboard And Single Drawer Unit



NL5

2 Drawer Unit

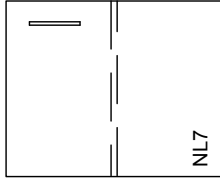


NL6

3 Drawer Unit

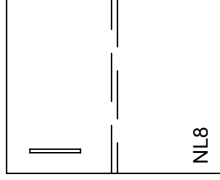
## Under Bench Units For 900 mm High Benches

575 mm high x 465 mm wide  
450 mm deep for 600 mm wide benches  
520 mm deep for 750 mm wide benches



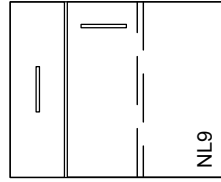
NL7

Cupboard Unit With Adjustable Shelf



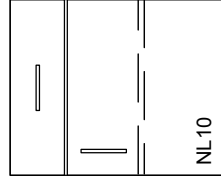
NL8

Cupboard Unit With Adjustable Shelf



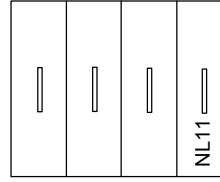
NL9

Cupboard And Single Drawer Unit



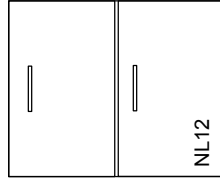
NL10

Cupboard And Single Drawer Unit



NL11

4 Drawer Unit

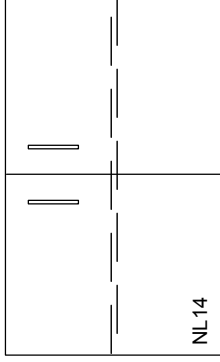


NL12

2 Drawer Unit

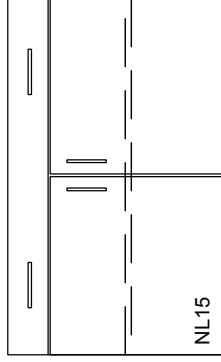
575 mm high x 950 mm wide  
450 mm deep for 600 mm wide benches  
520 mm deep for 750 mm wide benches

## Double Units



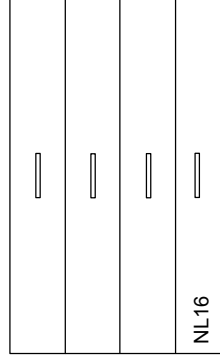
NL14

Cupboard Unit With Adjustable Shelf



NL15

Cupboard And Single Drawer Unit




NL16

4 Drawer Unit

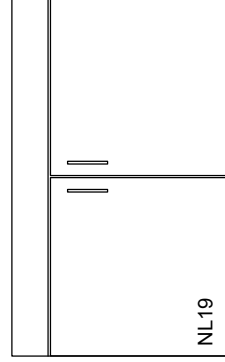
## Under Sink Units

575 mm high x 1420 mm wide  
450 mm deep for 600 mm wide benches  
520 mm deep for 750 mm wide benches



NL18

575 mm high x 950 mm wide  
450 mm deep for 600 mm wide benches  
520 mm deep for 750 mm wide benches



NL19

All cabinets are available in:

- all gloss white
- gloss white carcass and coloured drawer and door fronts
- all colour

No raw MDF panels are used in the construction of the cabinets, drawers or shelves. All panels are melamine finished and all cut edges are clashed or sealed. All back panels are 12 mm thick melamine finished.

All cabinets are supplied complete with Novalab suspension rails suitable for tool less fixing into Novalab System 1000 or System 4000 furniture frames.

Cabinets are supplied as standard with 170 degree opening laboratory style hinges and "D" pull handles. Other cabinet hardware can be supplied to meet the client's specific requirements.